



District Report Card: 2017


State: Delhi	District: Central Delhi
Class: 8	Subject: Language
Schools: 50	Students: 998


Participation/Coverage


Students

<div>GENDER</div> <div></div>	Boys		Girls	
	Number	%	Number	%
	461	46.19	537	53.81

<div>AREA</div> <div></div>	Rural		Urban	
	Number	%	Number	%
	15	1.50	983	98.50

<div>CATEGORY</div> <div></div>	SC		ST		OBC		GEN	
	Number	%	Number	%	Number	%	Number	%
	213	21.34	2	0.20	60	6.01	723	72.44

<div>CWSN</div> <div></div>	LD	VI	HI	S&LD	ID	Oth
	0	1	0	0	2	5

<div>Management</div> <div></div>	Government		Government-aided	
	Number	%	Number	%
	646	64.73	352	35.27

Average Performance of Students in Language (%)

Overall	Gender		Area		Management		Social Group			
	Male	Female	Rural	Urban	Govt.	Aided	SC	ST	OBC	GEN
52.67	50.54	54.50	19.56	53.18	51.99	53.92	51.96	56.67	45.89	53.43

Performance on Learning Outcomes (LOs)

Learning Outcomes	Description	Average Performance(%)
L813	Read textual/non-textual materials with comprehension and identifies the details, characters, main idea and sequence of ideas and events while reading	52.67

Range of Performance of Students who Answered Correctly							
Below 30%		30% - 50%		50% - 75%		Above 75%	
Number	%	Number	%	Number	%	Number	%
184	18.44	252	25.25	405	40.58	157	15.73

Lowest Performing Learning Outcomes (LOs)

1 - Read textual/non-textual materials with comprehension and identifies the details, characters, main idea and sequence of ideas and events while reading (52.67)